

## Front

### SPECIFICATIONS

<b>MATERIALS</b>	ABS & Silicone
<b>SIZE</b>	59 x 59 x 66 mm
<b>WEIGHT</b>	~100 g
<b>CHARGING TIME</b>	90 Minutes
<b>USE TIME</b>	60 Minutes
<b>BATTERY TYPE &amp; CAPACITY</b>	3.7V Li-ion / 250 mAh
<b>VIBRATION MODES</b>	10 Tapping Modes
<b>IPX</b>	IPX6 Splashproof

### DISPOSAL INFORMATION

Disposal of old electronic equipment (applicable in the EU and other European countries with separate waste collection systems):



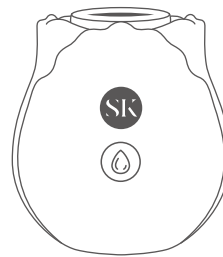
The crossed-out dustbin symbol indicates that these items should not be treated as household waste, but rather brought to the appropriate collection point for recycling electrical and electronic equipment.

### WARNING!

This item is sold as an adult novelty only. Item does not contain phthalates and it is recommended to use water-based lubricants. Should any irritation or discomfort occur, stop using this item immediately. The usage of this product is in no way a means to warrant any medical claims.

[www.therosegasm.com](http://www.therosegasm.com)

secret **SK** kisses  
**ROSEGASM**




So Thorny

## Back

### GETTING STARTED


1. Before first use, charge your device for approximately 90 minutes. The Magnetic USB charging cable can be plugged into any USB port of USB/AC power adapter (not included).

**CHARGING** = LED Light Flashing  
**FULLY CHARGED** = Solid Light  
**LOW BATTERY** = Rapid Flashing Light



2. Wash your device with soap and water, or toy cleaner suitable for use with silicone items.

3. Lubricate your device with a water-based, silicone compatible lubricant.



4. Our products are designed to be waterproof. Your device can be used in the shower and can be run under water in the sink to be cleaned.

**DO NOT** immerse your device in water.

### CONTROLS



10 TAPPING MODES



**LONG PRESS**  
to turn **ON/OFF**  
**SHORT PRESS**  
to **CHANGE**  
**MODES**

### TAPPING MODES

1. [Single pulse]
2. [Double pulse]
3. [Triple pulse]
4. [Rapid continuous pulses]
5. [Slow continuous pulses]
6. [Medium continuous pulses]
7. [Fast continuous pulses]
8. [Slow continuous pulses]
9. [Medium continuous pulses]
10. [Fast continuous pulses]

## Front

### SPECIFICATIONS

<b>MATERIALS</b>	ABS & Silicone
<b>SIZE</b>	88 x 38 x 50mm
<b>WEIGHT</b>	~48 g
<b>CHARGING TIME</b>	120 Minutes
<b>USE TIME</b>	50 Minutes
<b>BATTERY TYPE &amp; CAPACITY</b>	3.7V Li-ion / 180 mAh
<b>VIBRATION MODES</b>	9 Vibration Modes
<b>IPX</b>	IPX7 Waterproof

### DISPOSAL INFORMATION

Disposal of old electronic equipment (applicable in the EU and other European countries with separate waste collection systems):



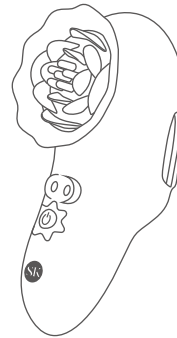
The crossed-out dustbin symbol indicates that these items should not be treated as household waste, but rather brought to the appropriate collection point for recycling electrical and electronic equipment.

### WARNING!

This item is sold as an adult novelty only. Item does not contain phthalates and it is recommended to use water-based lubricants. Should any irritation or discomfort occur, stop using this item immediately. The usage of this product is in no way a means to warrant any medical claims.

[www.therosegasm.com](http://www.therosegasm.com)

secret **SK** kisses  
**ROSEGASM**



Playful Petal

## Back

### GETTING STARTED

1. Before first use, charge your device for approximately 120 minutes. The Magnetic USB charging cable can be plugged into any USB port of USB/AC power adapter (not included).

**CHARGING** = LED Light Flashing  
**FULLY CHARGED** = Solid Light  
**LOW BATTERY** = Rapid Flashing Light



2. Wash your device with soap and water, or toy cleaner suitable for use with silicone items.

3. Lubricate your device with a water-based, silicone compatible lubricant.



4. Our products are designed to be waterproof. Your device can be used in the shower and can be run under water in the sink to be cleaned.

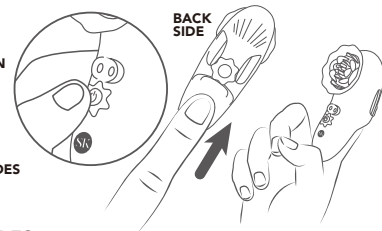
**DO NOT** immerse your device in water.

### CONTROLS










 **9 VIBRATION MODES**

**LONG PRESS**  
to turn **ON/OFF**

**SHORT PRESS**  
to **CHANGE MODES**



### VIBRATION MODES

- 
- 
- 
- 
- 
- 
- 
- 
- 

## Front

### SPECIFICATIONS

<b>MATERIALS</b>	ABS & Silicone
<b>SIZE</b>	188.3 x 54.5 x 53.7mm
<b>WEIGHT</b>	~163 g
<b>CHARGING TIME</b>	120 Minutes
<b>USE TIME</b>	60 Minutes
<b>BATTERY TYPE &amp; CAPACITY</b>	3.7V Li-ion / 650 mAh
<b>VIBRATION MODES</b>	9 Tapping Modes, 9 Vibration Modes
<b>IPX</b>	IPX7 Waterproof

### DISPOSAL INFORMATION

Disposal of old electronic equipment (applicable in the EU and other European countries with separate waste collection systems):




The crossed-out dustbin symbol indicates that these items should not be treated as household waste, but rather brought to the appropriate collection point for recycling electrical and electronic equipment.

### WARNING!

This item is sold as an adult novelty only. Item does not contain phthalates and it is recommended to use water-based lubricants. Should any irritation or discomfort occur, stop using this item immediately. The usage of this product is in no way a means to warrant any medical claims.

[www.therosegasm.com](http://www.therosegasm.com)

secret **SK** kisses  
**ROSEGASM**



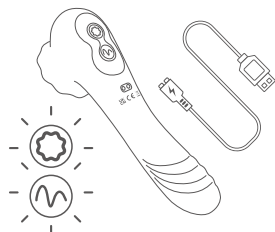
Rose Quake

## Back

### GETTING STARTED

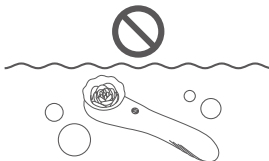
1. Before first use, charge your device for approximately 120 minutes. The Magnetic USB charging cable can be plugged into any USB port of USB/AC power adapter (not included).

**CHARGING** = LED Light Flashing  
**FULLY CHARGED** = Solid Light  
**LOW BATTERY** = Rapid Flashing Light



2. Wash your device with soap and water, or toy cleaner suitable for use with silicone items.

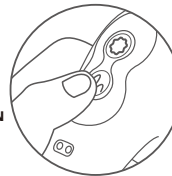
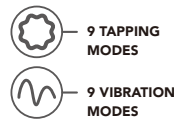
3. Lubricate your device with a water-based, silicone compatible lubricant.



4. Our products are designed to be waterproof. Your device can be used in the shower and can be run under water in the sink to be cleaned.

**DO NOT** immerse your device in water.

### CONTROLS



**LONG PRESS** (power icon) or (vibration icon) to turn **ON** the device,

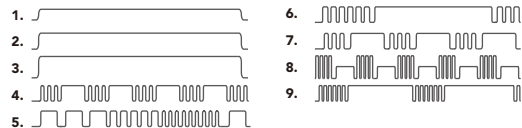
**LONG PRESS** (power icon) or (vibration icon) to turn **OFF** the device

**SHORT PRESS** (gear icon) or (vibration icon) to **CHANGE MODES**

Two functions can operate separately or simultaneously.

### MODES

#### TAPPING MODES(ROSE HEAD)



#### VIBRATION MODES(INSERTABLE VIBE)

