

The MIMIC is designed to fit the contour of your hand. Easily access the Thumb-Control interface on the bottom to create intense vibrations throughout the body, wings, and tip of the MIMIC.

Clandestine Devices takes pride in crafting products made from supple and body-safe materials. Our user-friendly interface is designed with simplicity and your comfort in mind.

GETTING STARTED

1. Before first use, charge your MIMIC for approximately 2 hours. The USB charging cable can be plugged into any USB port or USB/AC power adapter (not included)

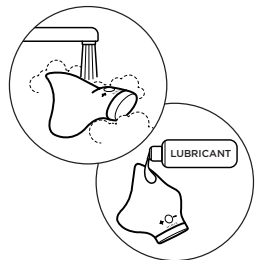
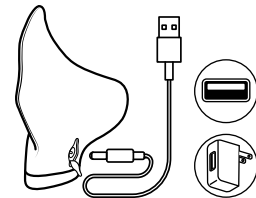
*Flashing Light = Charging

*Solid Light = Fully Charged

*Rapid Flashing Light = Low battery, please charge

2. Wash your MIMIC with a mild soap and water or an alcohol-free cleaner for use with silicone items.

3. Lubricate your MIMIC, if you desire, using a silicone compatible lubricant of your choice.

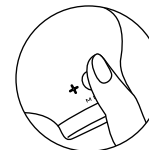
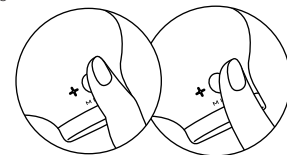


4. Turn on your MIMIC by pressing the center circle.

5. Your MIMIC will power on at mid-range intensity. To decrease or increase the vibration intensity, press and release the - and +

6. To change the vibration pattern on your MIMIC, press and release the center circle.

7. To power off your MIMIC, press and hold the center circle for approximately 3 seconds.



Power off:
Press & Hold
for 3 sec.

TRAVEL LOCK

- While your MIMIC is powered OFF, simultaneously press and hold the + and - buttons for 5 seconds. Flashing light will indicate the item is locked.

- To unlock, simply press and hold the + and - again for 5 seconds. Flashing light will indicate the item is unlocked.



Hold for 5 seconds
when locking & unlocking.

VIBRATION PATTERNS

STEADY VIBRATION




THROB



QUIVER



CHANDELLE




SURGE



CARESS



FONDLE



TRUE PULSE

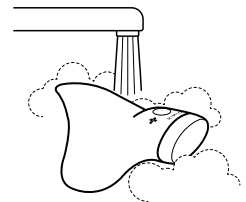


5

DEVICE CARE

1. Your MIMIC can be used with a premium water-based lubricant, if desired, but it is not recommended to use silicone-based lubricants with this product. Never use oil-based products or hand cream for use with your most sensitive areas. Feel free to contact us at care@clandestinedevices.com or see an associate where you purchased your MIMIC for more details.

2. To properly clean your MIMIC, we recommend a suitable silicone-friendly cleaner. If this isn't available, clean using luke-warm water and a mild soap. Your MIMIC is fully waterproof to make cleaning simple. Rinse, clean, and pat or air dry. **Please avoid leaving your MIMIC in direct sunlight and extreme heat.**



6

Your MIMIC is fully waterproof. The DC charge port is protected while fully immersed in water whether the silicone flap is closed or not.

If your MIMIC appears to function abnormally, turn OFF and contact us at care@clandestinedevices.com

SPECIFICATIONS

| | |
|------------------------|--------------------------|
| MATERIALS | Body-Safe ABS / Silicone |
| BATTERY | 150mAh / 3.7v / 3.5g |
| CHARGING | 2 Hours |
| MAX NOISE LEVEL | 68db |
| INTERFACE | 3 Button |

7

DISPOSAL INFORMATION

Disposal of old electronic equipment (applicable in the EU and other European countries with separate waste collection systems):



THE CROSSED OUT DUSTBIN SYMBOL INDICATES THAT THESE ITEMS SHOULD NOT BE TREATED AS HOUSEHOLD WASTE, BUT RATHER BROUGHT TO THE APPROPRIATE COLLECTION POINT FOR RECYCLING ELECTRICAL AND ELECTRONIC EQUIPMENT

Sold as a Novelty only. Made and packaged in China. All rights reserved. The shape and appearance of the products in this guide are a trademark and trade dress of Clandestine Devices.

WARNING: This product is for adults only. To avoid injury or aggravation of pre-existing conditions, this device should not be used on swollen or inflamed areas or skin lacerations. No medical claims are warranted or implied by the use of this product.

8

Designed and Developed
by Clandestine Devices

Made in China
Copyright © 2016 Clandestine Devices

clandestinedevices.com

9